






Have fun with *The Very Hungry Caterpillar!*



Whether you're hosting a themed party or just having fun at home with your little ones, there are lots of ways to enjoy the *Very Hungry Caterpillar*. Why not give some of the following ideas a try?

- Dress up as a piece of fruit! If you're hosting a celebration, ask the kids to come dressed as a fruit (perhaps they could wear the same colour T-shirt as their favourite fruit!) or why not make fruit costumes together?
- Make a Very Hungry Caterpillar finger puppet using the activity sheet in this pack. Children can then recreate the actions and sounds of *The Very Hungry Caterpillar* as you read them the story!
- Make your very own Very Hungry Caterpillar out of paper plates, modelling clay, coloured paper, bits of material or even apples and grapes!
- Share different fruits with the children and ask them to name them all. Can they also tell you the colours of each fruit? Next, ask them to name all the different foods that are yellow, orange, green, purple, red and blue within the book itself.
- Read *The Very Hungry Caterpillar* together. Questions like 'What do you think the Very Hungry Caterpillar will eat next?' or 'Do you like pears as much as the Very Hungry Caterpillar does?' will keep the children engaged in the story. You can also use page two of this pack to get more helpful hints on learning with *The Very Hungry Caterpillar*.
- Use the enclosed activity sheets to make 'Happy Spring' cards, practise counting and for lots more colouring-in fun.


If your child loves *The Very Hungry Caterpillar*, why not share one of the other versions of this classic picture book?



Share photos of your
Very Hungry Caterpillar fun with us on Twitter.
Tweet us at @PuffinBooks.



Help your child learn with
THE VERY HUNGRY CATERPILLAR



NUMBERS

- Count the colours
- Count the fruits
- Count the days

DAYS OF THE WEEK

- What did the Very Hungry Caterpillar eat on Tuesday?
- How many days until the Very Hungry Caterpillar will be eating a pear?

FOOD

- What food does the Very Hungry Caterpillar eat?
- What are your favourite foods?

COLOURS

- What colour is each food that appears in the Very Hungry Caterpillar?
- What colour food do you eat most often?

NATURE

- Where does all the food the Very Hungry Caterpillar eats, come from?
- Do apples grow on trees or in the ground?
- What do plants need to grow?

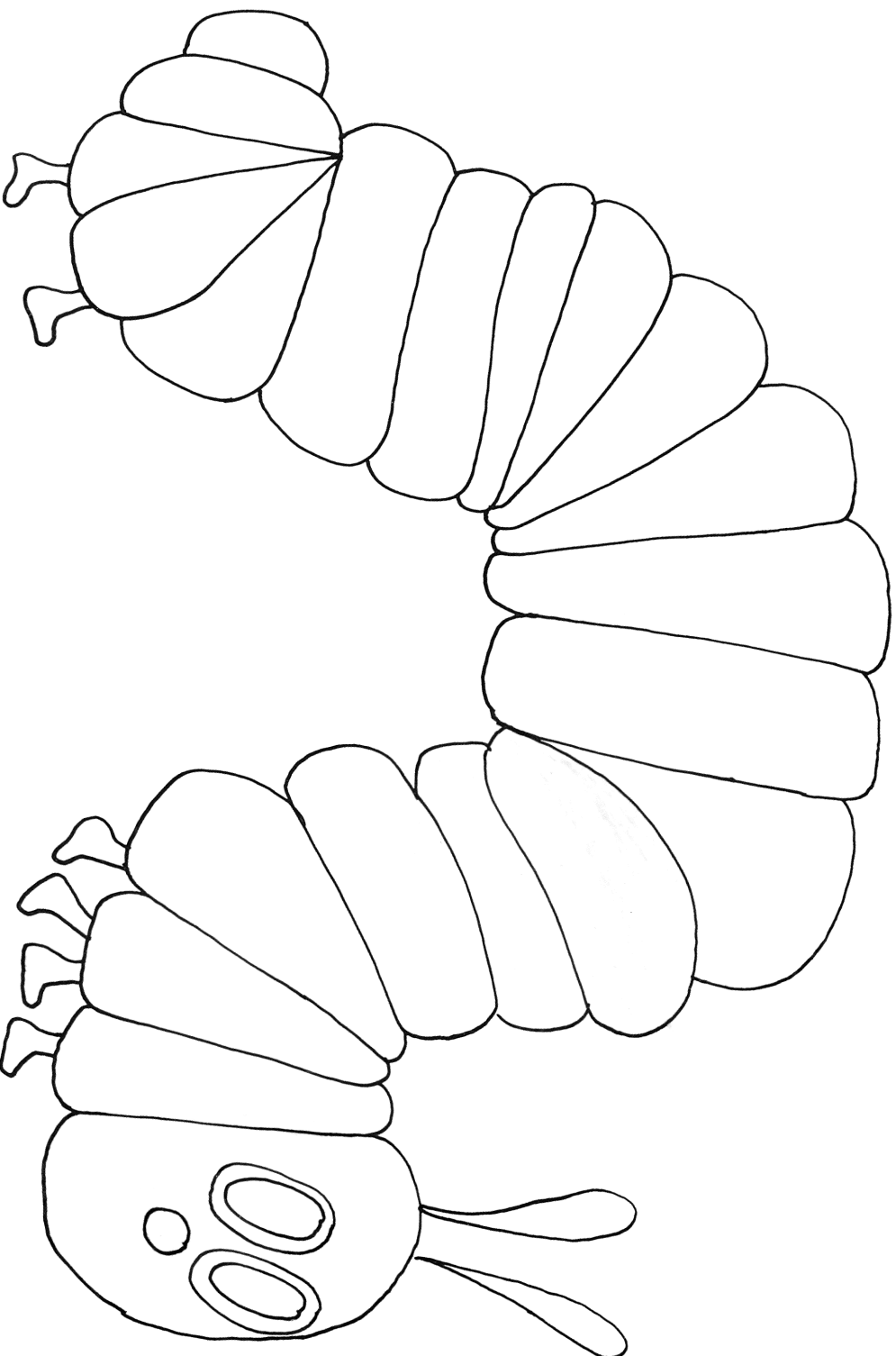
ALPHABET

- What letter does pear begin with?
- Talk about foods that begin with each letter of the alphabet



Make a Very Hungry Caterpillar Finger Puppet!

Colour in the Very Hungry Caterpillar and then ask an adult to cut it out and stick it on to a card or a lolly stick for you to play with during storytime.





A Happy Spring Card

Colour in and cut out this Spring card, then write a message and give it to your family this Springtime!

Made by

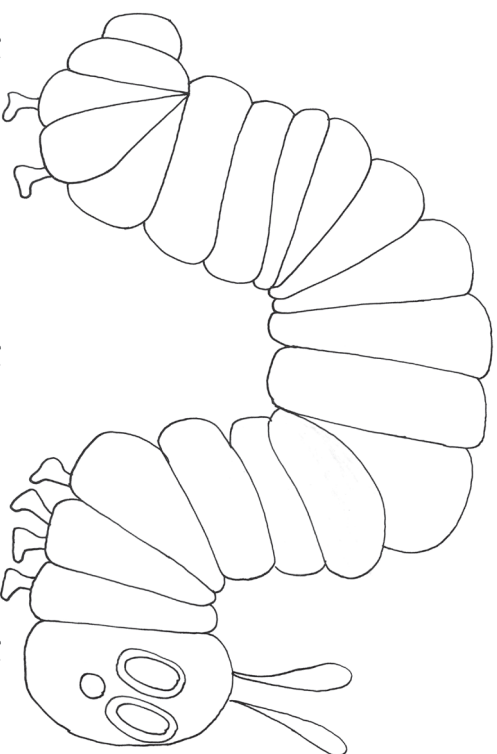
.....



Celebrate Spring with the brand-new
Very Hungry Caterpillar Touch and Feel Playbook,
available now.



HAPPY SPRING!

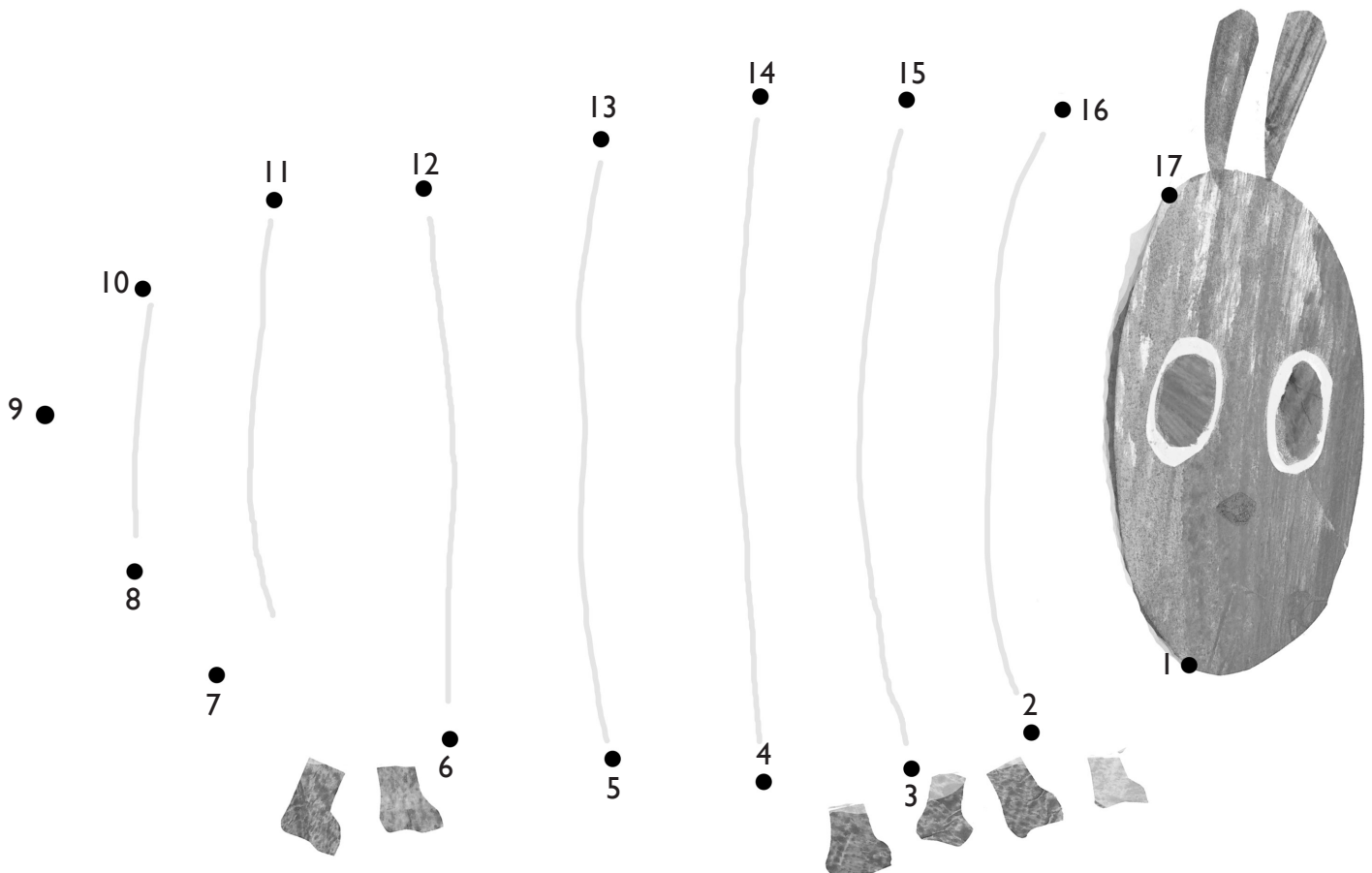




Connect the Dots

In the story book, the Very Hungry Caterpillar eats through one piece of chocolate cake, one ice-cream cone, one pickle and so much more . . .



Connect the dots to see what the Very Hungry Caterpillar looks like after he's eaten everything in sight!





Caterpillar Maze

Help the caterpillar eat his way to his cocoon!

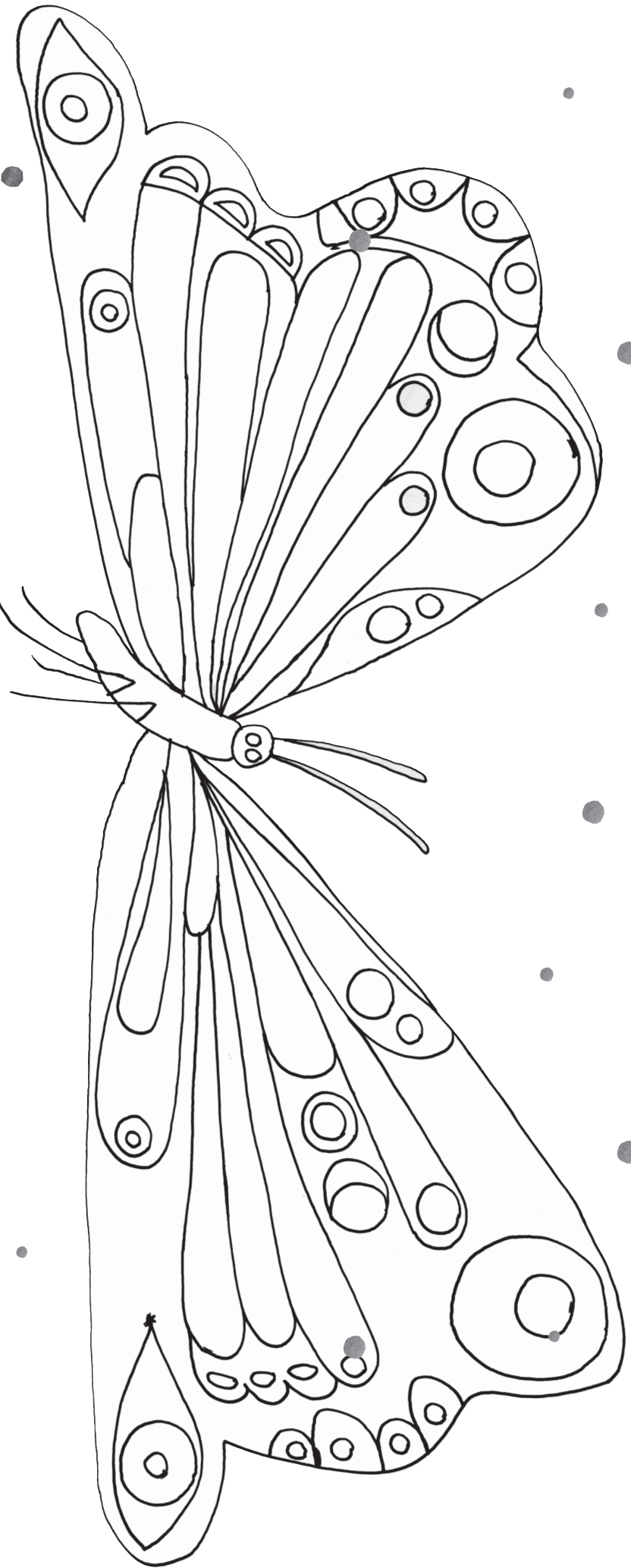


All copyright © Eric Carle



Very Beautiful Butterfly

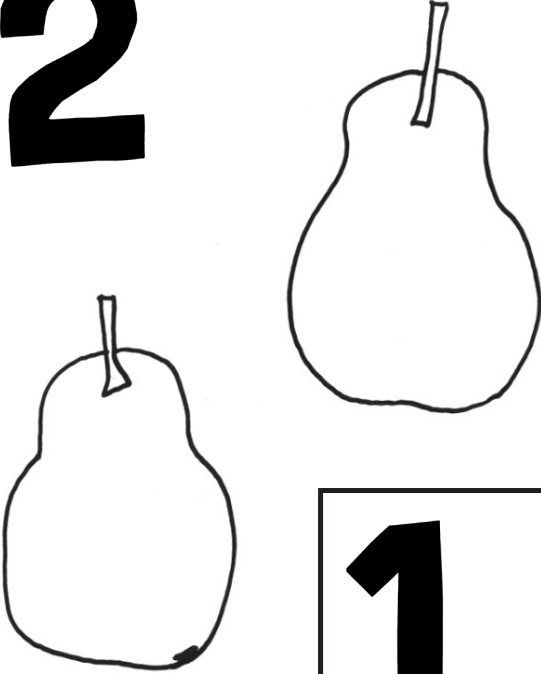



The Very Hungry Caterpillar transformed into a beautiful butterfly!
Use your imagination to colour this butterfly.





Can you count the different fruits that the Very Hungry Caterpillar eats in the book?

What are the names of each fruit and what colour are they?

<p>2</p> 	<p>3</p> 
<p>4</p> 	<p>5</p> 

1

