

# 1 Family members

---

## Topic area

family members

## Vocabulary focus

*aunt, brother, cousin, daughter, father, granddaughter, grandfather, grandmother, grandson, husband, mother, nephew, niece, sister, son, uncle, wife*

## Extra vocabulary

numbers

## Structures

*be, have, possessive 's*

---

## Materials and preparation

**GAME 1** Copy the picture cards, family tree 1 and relationship cards. (Remember to copy the relationship cards on both sides.) You will need one set for each pair. Cut up the picture cards and relationship cards.

**GAME 2** No materials.

**GAME 3** Copy and cut up family tree 2 (set of four cards). You will need one set for every group of three or four in your class.

---

## How to use the games

### GAME 1 Memorising

#### pairwork puzzle

- Divide the students into pairs.
- Give one set of picture cards, relationship cards and family tree 1 to each pair.
- They should put the family tree and the picture cards face up on the table, so that they can see them.
- They should place the relationship cards in a pile with the sentences face up.
- They should take it in turns to take a relationship card from the pile and read it out. They should then try to put the picture cards in the right places on the family tree according to the information on the card. (This will get easier as they turn up more cards.)
- **The object of the game is to complete the family tree according to the information on the cards.**
- When they have finished and the tree is complete, they should turn over the relationship cards so the reverse side is visible.
- They should then take it in turns to take a card and make a statement about the two or three people mentioned. They can check they are right by turning over the card. If they are right, they can keep the card. The player with the most at the end is the winner.

---

## GAME 2 Personalising

### small group discussion

- Put students in groups of three or four.
- Ask them to complete the following group totals:

In our group we have (x) brothers.

sisters.

sons.

daughters.

cousins.

nephews.

nieces.

aunts.

uncles.

Alter or amend the list to suit the students in your class.

- **The object of the activity is for each group to calculate how many brothers, sisters etc. they have in the group as a whole.**
- Collect up totals from each group when they have finished.

---

## GAME 3 Communicating

### small group information gap game

#### *Family jigsaw*

- Divide the class into groups of three or four.
- Make one set of family tree 2 cards for each group.
- Each student should take one card. They should not show it to the others.
- They should take it in turns to offer statements about the family from the information on their card.
- When they hear some new information, they should fill in the names on their tree.
- **The object of the game is to share information so that everyone can complete the family tree.**
- When they have all finished, they can compare trees to see if they have arrived at the right result.
- The group to finish first is the winner.

# 1 Family members

## PICTURES



Barbara



George



Tom




Susan




Charlie



Jill



Patrick



Michael



Laura


# 1 Family members



## RELATIONSHIPS (1) (sentences)

Barbara is Susan's mother.	Tom is Susan's husband.	Charlie is Susan's brother.	Jill is Charlie's wife.
Michael is Laura's cousin.	Patrick is Tom's son.	Barbara is Laura's grandmother.	George is Patrick's grandfather.
Susan is Laura's aunt.	Charlie is Michael's uncle.	George is Charlie's father.	Laura is Patrick and Michael's cousin.
Susan is Charlie's sister.	Laura is Susan's niece.	Patrick and Michael are Charlie's nephews.	George and Barbara have two grandsons and a granddaughter.

# 1 Family members



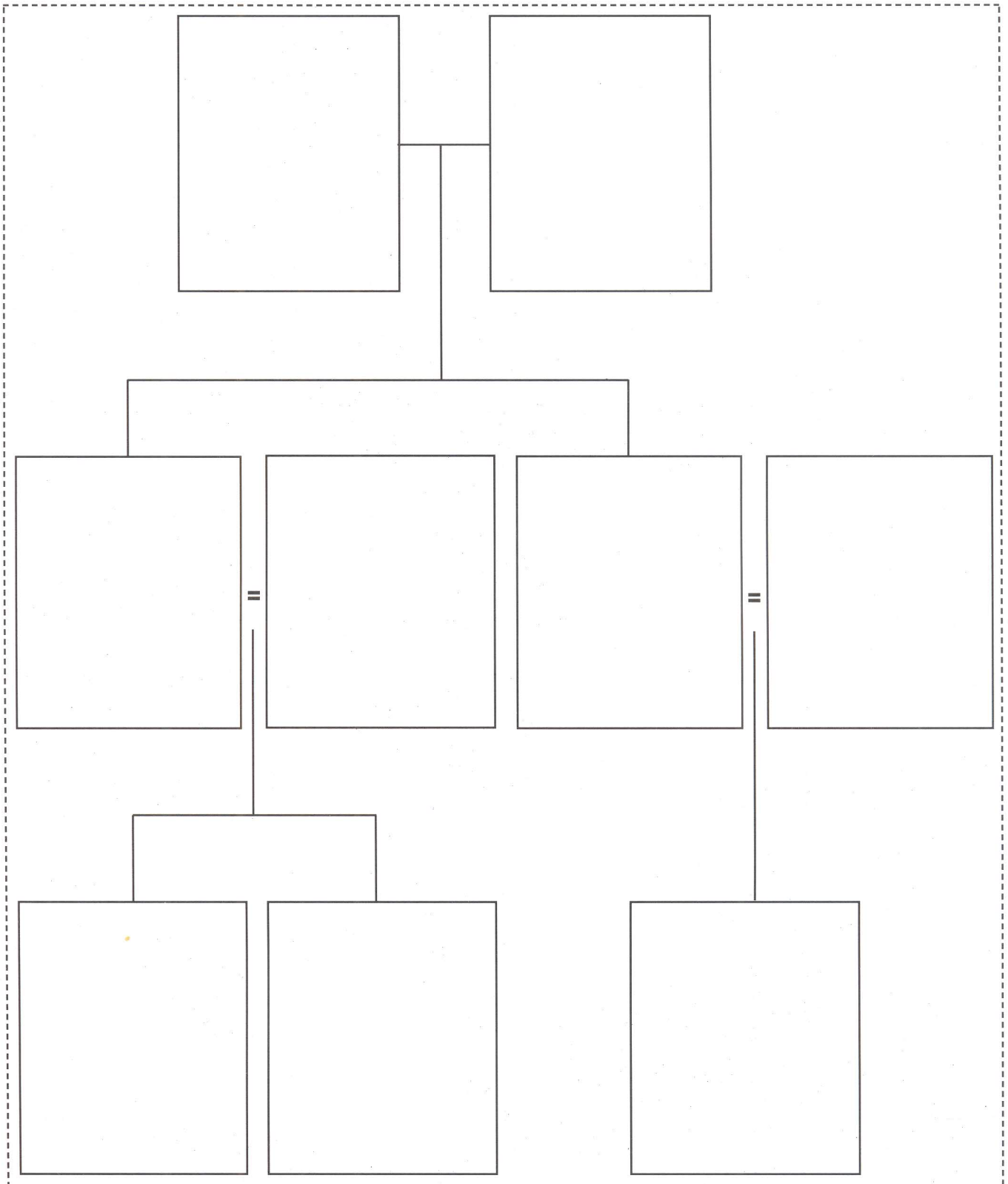
RELATIONSHIPS (2) (names)

Jill – Charlie	Charlie – Susan	Tom – Susan	Barbara – Susan
George – Patrick	Barbara – Laura	Patrick – Tom	Michael – Laura
Laura – Patrick and Michael	George – Charlie	Charlie – Michael	Susan – Laura
George and Barbara – Patrick, Michael and Laura	Patrick and Michael – Charlie	Laura – Susan	Susan – Charlie



# 1 Family members

FAMILY TREE 1



# 1 Family members

## FAMILY TREE 2

